

**Features**

- Flicker free
- High PF & low THD
- 5-year warranty (please refer to the warranty condition)



**Applications**

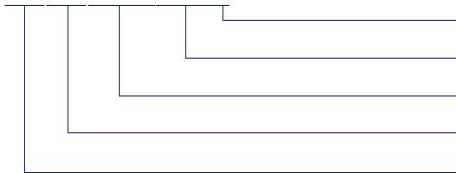
· Commercial lighting · indoor office lighting · decorative lighting · residential lighting

**Descriptions**

LF-GIF040YS(H)xxxxH is an EU-Standard flicker-free LED driver with the maximum output power of 42W. Its rated input voltage ranges from 220 to 240Vac; output voltage ranges from 33 to 42Vdc and output current ranges from 800 to 1000mA. It is suitable for Class II light fixtures.

**Product Model**

LF - GIF 040 YS (H) xxxxH



- H: input high voltage
- xxxx: output current (e.g. 1000: 1000mA)
- YS(H): conforms to certifications; S: serial number; (H): output 42V
- 040: output power: 40W
- G: isolated design; IF: indoor flicker free series

**Lifud Technology Co., Ltd.**

Production Base I (HQ): Building B, Kutto Industrial Park, No.26, Xinhe Road, Bao'an District, Shenzhen City, China.  
 Production Base II: No.4, Block 2, Tengfei Road, Shigao Economic Development Area, Meishan City, Sichuan, China.  
 Website: www.lifud.com Telephone: +86(0)755 8373 9299 Email: sales@lifud.com

### ■ Electrical Characteristics

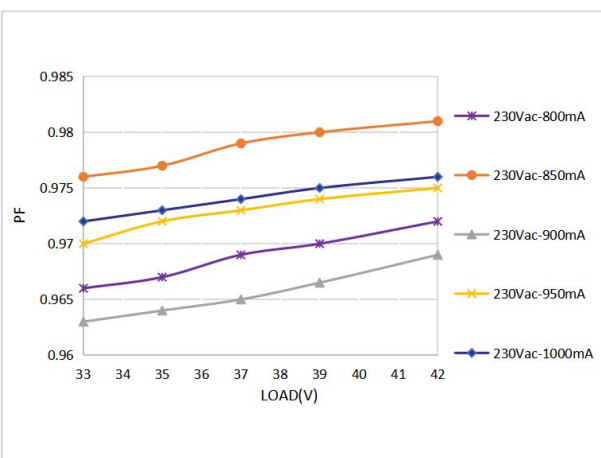
| Model                     |                                       | LF-GIF040YS(H)xxxxH  |        |        |       |        |
|---------------------------|---------------------------------------|--|--------|--------|-------|--------|
| Output                    | Output Voltage                        | 33-42Vdc   |        |        |       |        |
|                           | Output Current                        | 800mA  | 850mA  | 900mA  | 950mA | 1000mA |
|                           | Flicker                               | Conforms to IEEE 1789 standard.  |        |        |       |        |
|                           | CIE SVM                               | ≤0.4   |        |        |       |        |
|                           | IEC-Pst                               | ≤1.0   |        |        |       |        |
|                           | Current Tolerance                     | ±5%  |        |        |       |        |
|                           | Temperature Drift                     | ±10%   |        |        |       |        |
|                           | Startup Time                          | <0.5S@230Vac   |        |        |       |        |
| Input                     | Input Voltage                         | 220-240Vac (voltage limit: 198-264Vac)   |        |        |       |        |
|                           | Input Frequency                       | 47Hz-63Hz  |        |        |       |        |
|                           | Input Current                         | 0.28A max.   |        |        |       |        |
|                           | PF                                    | ≥0.95  |        |        |       |        |
|                           | THD                                   | ≤20%   |        |        |       |        |
|                           | Efficiency                            | ≥87.5%   | ≥87.5% | ≥87.5% | ≥88%  | ≥88%   |
|                           | Inrush Current                        | ≤27A&154uS@230Vac  |        |        |       |        |
|                           | Loading Quantities of Circuit Breaker | Model  | B10    | C10    | B16   | C16    |
|                           |                                       | Quantity (pcs)   | 20     | 34     | 33    | 56     |
|                           | Leakage Current                       | ≤0.7mA   |        |        |       |        |
| Standby Power Consumption | ≤0.5W                                 |  |        |        |       |        |
| Protections               | Open Circuit                          | <55V   |        |        |       |        |
|                           | Short Circuit                         | Hiccup mode (auto-recovery)  |        |        |       |        |
| Environment Descriptions  | Operating Temperature                 | -30°C - +45°C  |        |        |       |        |
|                           | Operating Humidity                    | 20-90%RH (without condensation)  |        |        |       |        |
|                           | Storage Temperature/ Humidity         | -30°C - 80°C (6 months in Class I environment); 10-90%RH (without condensation)  |        |        |       |        |
|                           | Atmospheric Pressure                  | 86-106kPa  |        |        |       |        |
| Safety and EMC            | Certifications                        | ENEC, CE, CB, RCM, SAA, CCC  |        |        |       |        |
|                           | Withstanding Voltage                  | I/P-O/P: 3.75kV 5mA 60S  |        |        |       |        |
|                           | Insulation Resistance                 | I/P-O/P: >100MΩ@500Vdc   |        |        |       |        |
|                           | Safety Standards                      | ENEC: EN61347-1:2015, EN61347-2-13: 2014/A1: 2017, EN62384 2016/A1: 2009<br>CE-LVD: EN61347-2-13: 2014/A1: 2017, EN61347-1: 2015, EN62493: 2015<br>CB: IEC61347-1: 2015, IEC61347-2-3: 2014, IEC 61347-2-13: 2014/AMD1: 2016<br>CCC: GB19510.1-2009, GB19510.14-2009<br>SAA: AS 61347.2-13: 2018 |        |        |       |        |
|                           | EMI                                   | CE-EMC/RCM: EN55015, EN61000-3-2, EN61000-3-3<br>CCC: GB/T17743, GB17625.1, GB17625.2  |        |        |       |        |
|                           | EMS                                   | CE-EMC/RCM: EN61000-4-2, 3, 4, 5 (lightning strike 1kV), 6, 11<br>CCC: GB/T17626.2, 3, 4, 5 (lightning strike 1kV), 6, 11  |        |        |       |        |

**Electrical Characteristics**

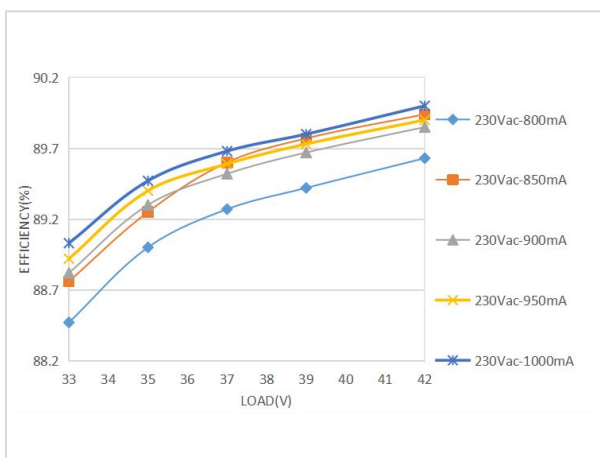
|                   |  |                        |
|-------------------|--|------------------------|
| Other Parameters  | IP Rating  | IP20                   |
|                   | RoHS   | RoHS 2.0 (EU) 2015/863 |
|                   | Warranty   | 5 years (Tc ≤89°C)     |
| Testing Equipment | AC power source: CHROMA6530, digital power meter: CHROMA66202, oscilloscope: Tektronix DPO3014, DC electronic load: M9712B, LED board, constant temperature and humidity chamber, lightning surge generator: Everfine EMS61000-5B, rapid group pulse generator: Everfine EMS61000-4A, spectroanalyzer: KH3935, withstanding voltage tester: EEC SE7440, flicker tester (flicker-free coefficient test) Everfine LFA-3000, etc.   |                        |
| Remarks           | <ol style="list-style-type: none"> <li>1. It is recommended that user install over voltage protection, under voltage protection and surge protection devices in the power supply circuits of light fixtures to ensure electricity safety.</li> <li>2. The PC cover, casing and end cap for assembling the LED driver in the light fixture must meet the fire rating of UL94-V0 or above.</li> <li>3. The LED driver used in combination with the end device is one of the accessories of the whole light fixture, and the EMC of the whole light fixture is not only susceptible to the driver itself, but to the LED light fixture and the whole light fixture's wiring. Thus, the manufacturer of LED light fixture should re-confirm the EMC of the whole light fixture before the whole light fixture is finished.</li> <li>4. The test conditions of the circuit breaker configuration quantity are the same as those of the inrush current.</li> <li>5. The above parameters are tested at the ambient temperature of 25°C, humidity of 50%, full load, input voltage of 230Vac/50Hz without any special remarks.</li> </ol> |                        |

**Product Characteristic Curves**

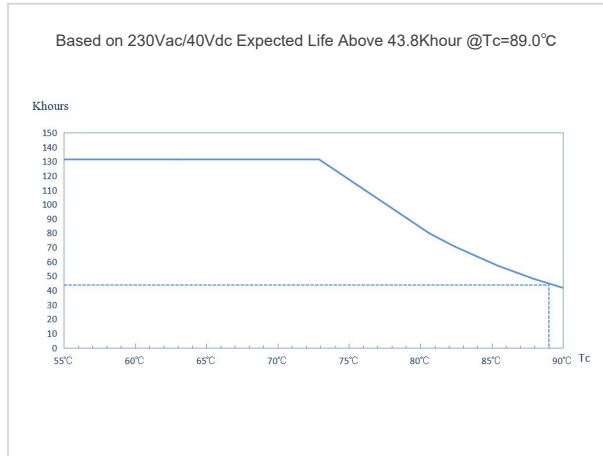
PF Curve



Efficiency Curve



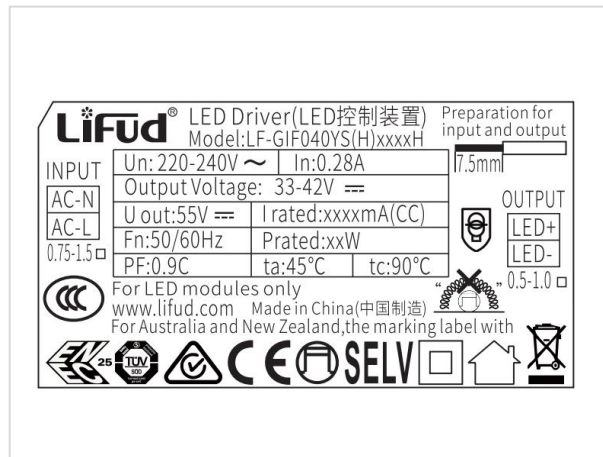
**Lifetime Curve**



**Definitions of Product Terminals**

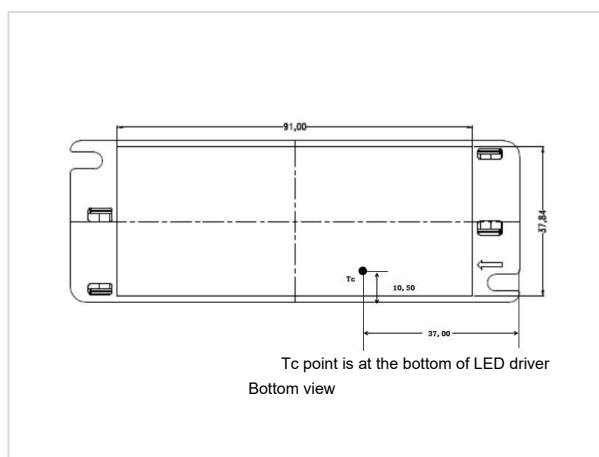
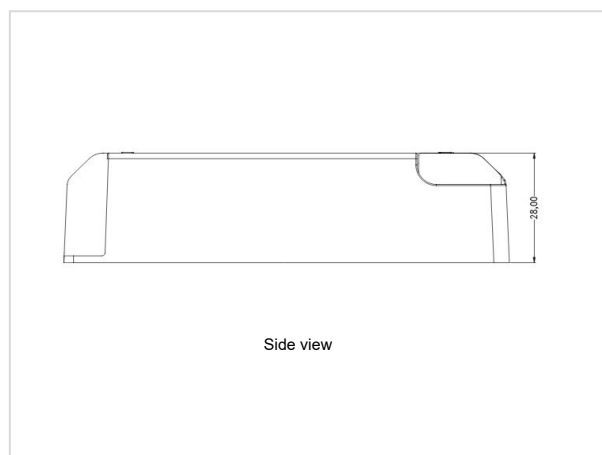
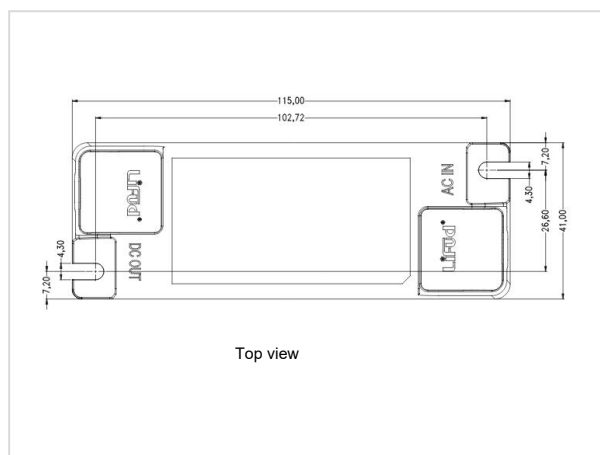
| INPUT                |                                   | OUTPUT                |   |
|----------------------|-----------------------------------|-----------------------|---|
| AC-N (grey terminal) | Input terminal of AC neutral wire | LED+ (red terminal)   | Positive electrode output of LED driver |
| AC-L (grey terminal) | Input terminal of AC live wire    | LED- (black terminal) | Negative electrode output of LED driver |

**Label**



■ Structures and Dimensions

| Model               | Overall Appearance Dimension (L*W*H) | Distance Between 2 Positioning Holes | Diameter of Positioning Hole |
|---------------------|--------------------------------------|--------------------------------------|------------------------------|
| LF-GIF040YS(H)xxxxH | 115*41*28mm                          | 102.72mm                             | 4.3mm                        |



■ Packaging Specifications

| Model       | LF-GIF040YS(H)xxxxH                    |
|-------------|--|
| Carton Size | 385*285*210mm (L×W×H)                  |
| Quantity    | 14 pcs/layer; 6 layers/ctn; 84 pcs/ctn |
| Weight      | 0.099 kg±5%/pc; 8.4 kg±5%/ctn          |

## ■ Transportation and Storage

### 1. Transportation

- Suitable transportation means: vehicles, boats and aeroplanes.
- In transit, it is necessary to prepare awnings for rain or sun protection. Moreover, please keep civilized loading and unloading to prevent the vibration or impact of LED driver as much as possible.

### 2. Storage

- The storage of LED driver shall conform to the standard of Class I environment. When using LED drivers which have been stored for more than 6 months, please re-test them firstly. Do not use them unless they are tested to be qualified.

## Cautions

- Please use Lifud LED driver according to its parameters in the specification, otherwise the LED driver may malfunction.
- Using any incompatible light fixtures or those that have not been certified may cause fire, explosion or other risks.
- Man-made damage is beyond the scope of Lifud warranty service.

Remark: Lifud Technology Co., Ltd. reserves the right to interpret any contents of this specification.